



Silsden
Primary School

Nursery Newsletter

Spring Term 1

4th January 2018






Look Out, Look Out, There's a Bear About!



Welcome back! All the Nursery staff hope you all enjoyed the festive break and have had a healthy and happy start to 2018. We would like to take this opportunity to thank you all for your kind presents.

We would like to extend a warm welcome to the new children starting in Nursery. We hope that our existing children will be able to show the new children the general rules and expected behaviour in the Nursery and make them feel at home.

Our topic for this half term is 'Bears'. Our activities will be focused around the books: *Peace at Last*, *Goldilocks and the Three Bears* and *We're Going on a Bear Hunt*.



The cold weather is upon us once again so can you please ensure your child has a suitable coat, hat and gloves for this time of year especially as some children choose to be outside every day. Can you please ensure your child's clothing and belongings are clearly marked with their name and if possible send a spare change of clothing for your child.

We are trying hard to encourage the children to put on their own coats and fasten them up.

Independence is a key skill children need to learn and we would really appreciate it if you could support us with this at home.

Please may we ask you to always contact the Nursery or school office if your child is absent for any reason.



Please remember that we ask for a contribution of £2.50 every half term to cover the cost of ingredients needed for snack and baking. Although this is voluntary, we do rely on these donations.


If you would prefer, you can pay 50p each week. Thank you to all those parents and carers who generously donated last half term.

Finally, the week commencing 15/1/18 onwards some children will have a handwriting card in place of their picture above their pegs when they come in. These children (rotated daily) can 'bypass' the Question of the Day and head straight for the snack area where they are able to practice writing their name. **Initially the focus will be the children's posture and pencil grip. The children will work on forming their initial letter.**

Thank you for your co-operation and as always please don't hesitate to speak to any one of us if you have any concerns or comments.

Mrs Ahmad Mrs Tucker and the Nursery Team





Look Out, Look Out, There's a Bear About!!



PERSONAL, SOCIAL & EMOTIONAL

DEVELOPMENT - Making Relationships, Self-confidence and Self-awareness & Managing Feelings and Behaviour

Example Activities


Introduce the new intake of children to the existing children explaining that they need to show our new children how we behave by setting a good example. Discuss Nursery rules.

We will be learning how to say sorry using the Goldilocks and the Three Bears story.

Lots of 'getting to know you' circle time games to encourage good relationships to form with each other e.g. roll the ball to a friend and call out their name, hello hat and ring games.

Activities relating to 'Going for goals'. Making New Year Promises.

Use the working wall and set the children a challenge to write their initial letter or name.



COMMUNICATION & LANGUAGE - Listening and Attention, Understanding & Speaking

Example Activities

Singing Time - Learning songs and rhymes relating to the topic -


When Goldilocks went to the House of the Bears

5 Little Teddy Bears

Teddy Bear, Teddy Bear turn around

Cuddle Him

Teddy Bears' Picnic



Story Time -

Peace at Last- (Children will be encouraged to use the Pie Corbett actions to retell this story.)

Goldilocks and the Three Bears

Going on a Bear Hunt

Child of the week stories.

Question time - We will introduce the magic box and use images on the IWB to capture the children's interest to ask questions about the topic and winter. For example; Put some gloves inside the magic box. Children work out what is inside by asking questions. Once revealed ask -
How can we keep warm?
Why is it important to keep warm?



Display a picture of ice on the IWB. What is ice? Where does it come from? Give the children an ice cube to hold.

Display part of a bear on the IWB. What type of bear is this? What can we see to give us clues? (finding out about lots of different types of bears)

LITERACY - Reading & Writing

Example Activities

Singing - learning our topic based songs.

Phonic based activities taken from Letters and Sounds teaching programme:-

Rhyming bingo

Rhyming books

Playing with words

Alliteration - Silly Soup - I spy names.

Lots of mark making activities will be available both inside and out. Focus on name writing.

Reading - The book area will have a selection of both bear story books and information books. Children will learn about how to separate the different types of books using a colour coded sticker relating to labels in the book area.

Children will make a name label for their Bear when they bring it into Nursery for the day.

Helping Goldilocks write a sorry message to Baby Bear.

UNDERSTANDING THE WORLD – People and Communities, The World & Technology

Example Activities

Watch a clip on IWB showing how bears collect honey. Discuss the famous fictitious Bear 'Winnie the Pooh' and how he likes honey too. Make honey sandwiches to find out why Bears like it so much.

Use information found on the internet and from books to learn about Bears.

Learn about ice and how to melt it. Freeze a toy Polar Bear inside a large piece of ice and see if the children can find a way to melt the ice.

Looking at the globe - Where in the world do different types of Bears come from?

Program the Bee Bots to follow the path to the Three Bears house.

Learn about the seasons using the 'Dress the Bear' game on IWB

Look at old and new Bears. Adults to bring in their childhood bears.

Small world Bear habitats. Woodland and North Pole.



MATHEMATICS – Numbers & Shape, Space and Measure

Example Activities

Three Bears lotto game.


Exploring the resources available in provision - Matching numeral and quantity, comparing size and counting how many using compare bears.

Singing number songs about bears -10 naughty teddies and 5 little bears.

Playing Bear number games on Topmarks.

Sorting the props from the Three Bears story into matching size groups

Follow clues using positional language to find objects that belong to the Three Bears.



EXPRESSIVE ARTS AND DESIGN – Exploring and using Media and Materials & Being Imaginative

Example Activities

Learning new topic based songs and actions

Explore textures and materials using small world for the story of 'Going on a Bear Hunt' and then the North Pole with cubes.

Exploring combining media to create different effects using icing sugar and blue paint to create a cold wintery picture.

Paint mixing area to have blue and white for children to explore how to make different shades of blue by adding a little white at a time.

Outside making ice pictures to freeze overnight in the garden using items found outside like sticks, leaves and pebbles.

Explore role-play in provision

Food Technology- honey/marmalade sandwiches, porridge, and warming soups

Make a Bear with moving parts - children will work with an adult to learn cutting skills and how to use a hole punch and split pins to enable different parts of their model to move.

End of Topic Celebration - Children to come dressed in pyjamas and to bring their favourite teddy back for a 'Teddy Bears Pyjama Party!' (Date to be confirmed).



PHYSICAL DEVELOPMENT – Moving and Handling and Self-care

Example Activities

Mark making will be available in all areas of provision to develop both gross motor and fine motor skills. We will be focusing on writing our names.

The children will be making honey or marmalade sandwiches, (Discuss how to use a knife safely).

Outdoor activities -

Going on a Bear Hunt. Children retell the story of the Bear Hunt moving in different ways to represent the different parts of the story. E.g. Tip toeing, stumble tripping, splashing through the river, moving through long wavy grass etc.

Teddy takes a Tumble - Set up the road safety equipment outside. Children learn how to cross a road safely.



Ideas to try at home

- Try sorting your teddy bears according to size or colour.
- Have a teddy bear's picnic with all your favourite foods.
- Sing our topic based songs as well as the Nursery Rhyme challenge.
- Make some porridge for breakfast just like Mummy Bear.
- Dress the Teddy by visiting:
www.primaryresources.co.uk/online/teddydress.swf

